



Girl Scout Way Multi-Level Badge Series

Girl Scout Way: Badge Requirements

The Girl Scout Way badge series has badges available for Brownies through Ambassadors and pairs well with the Daisy Petals: Promise Center and Be a Sister to Every Girl Scout. Activities include Girl Scout songs, art, traditions, celebrations and making the world a better place. Choose one activity from each category. Older Girl Scouts can help teach songs and lead the planning for a Girl Scout celebration.

Songs

- Learn a Camp Song
- Create your own song to help spread a message

Art

- Create a SWAP
- Create a mural together
- Create your own artwork inspired by Girl Scouts

Traditions

- Play Kim's game
- Make a sit-upon and read a Brownie Elf story

Celebrations

- Plan a Celebration for:
 - Founder's Day
 - Girl Scout Week
 - World Thinking Day

Make the World a Better Place

- Clean up your meeting space
- Complete a Take Action Project

Daisy Petals

In a multi-level troop or family, you might have a Daisy Girl Scouts working on their petals while other Girl Scouts are working towards badges. This badge in a booklet has been designed so that Daisies can earn their Promise Center and Be a Sister to Every Girl Scout petals by completing the same activities as the older Girl Scouts. Descriptions of the activities and how they relate to the petals are below and on the following page.



Promise Center

Girl Scout Way: Girl Scout Traditions

Girl Scouts practice saying the Girl Scout Promise and Law. They learn about Juliette Gordon Low by playing Kim's Game.



Be a Sister to
Every Girl Scout

Girl Scout Way: Plan a Celebration

Girl Scouts learn about Girl Scout Week, Founder's Day, or World Thinking Day. They help plan a celebration with their fellow Girl Scouts and purposefully plan activities that all the Girl Scouts can do together.



Considerate and
Caring,
Make the World a
Better Place

Girl Scout Way: Make the World a Better Place

Girl Scouts consider the needs of their meeting place or community and figure out a way they can help their community meet those needs to make it a better place.

Items you will need to supply if you do all the activities:

Pictures or trinkets for Kim's game:

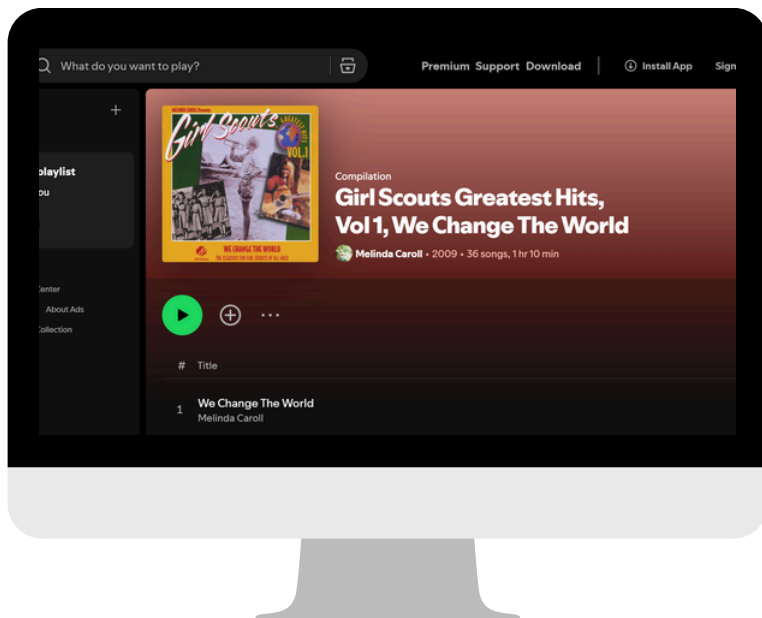
- pumpkin/Jack o Lantern
- daisy flower
- horse or dog
- paintbrush
- wedding ring
- rice
- boat
- scouting book
- telephone
- birthday candle
- pearls
- piece of rope
- gold ribbon

Other Resources:

Supplies you might need to borrow or purchase:

- basic craft Supplies: Paper, pencils, markers, scissors, glue, tape, poster board, beads
- Beads with numbers
- Safety Pins
- Drawing, painting, or sculpting supplies
- Decorations for the celebration that Girl Scouts will plan (could include inflatable globe, flags, poster board, crepe paper, balloons, etc)
- Clean Up/Take Action Project Supplies
 - Cleaning supplies, including gloves (outdoor or indoor depending on your meeting space)
 - Other supplies that your troop decides are needed for a take action project. As the troop leader or volunteer, you can set boundaries as to what is in your budget or what you have available and redirect Girl Scout's planning as needed.

- Access to the internet to play camp songs and do research for a Girl Scout celebration if needed



Learn a Camp Song

Learn about Girl Scout songs and try out a new campfire song!

From the kit:

nothing

What you need to supply:

Nothing

Related Links:

Spotify Girl Scout Songs sung by Melinda Carroll:

<https://open.spotify.com/album/3oMttKcU5bDq7YaY736uLz?si=uC5UCHkzQmmVhEkiNXUXeQ>

Summer 2025 Camp Ehawee song “Say When”:

<https://www.youtube.com/watch?v=5jcxSTasgj4>



Spotify Girl Scout Songs



Camp Ehawee “Say When”

Songs: Learn a Camp Song

READ

Singing songs at meetings, cookie booths, or around the campfire is part of the Girl Scout tradition. Some songs are more specific to Girl Scouts like “Make New Friends” and “Brownie Smile”. Other songs you might hear at all different camps like “Ants Go Marching” and “Boom Chick a Boom.” Songs can teach us about what’s important to Girl Scouts or they can just be a fun way to spend time with our friends.

Some songs we all sing together. Some songs we sing in a round, where groups all sing the same melody, but they start at different times. Other Girl Scout songs are “Repeat After Me Songs;” This means that one person will lead the song and the rest of the group repeats it back.

DO

If there are older Girl Scouts in your group, they will pick one of their favorite Girl Scout Songs to teach the younger Girl Scouts. If you don’t know any Girl Scout or camp songs, you can listen to them online and then try it out on your own after you have listened a few times.

You can hear songs from Summer 2025 at Camp Ehawee here:

<https://www.youtube.com/watch?v=5jcxSTasgj4>



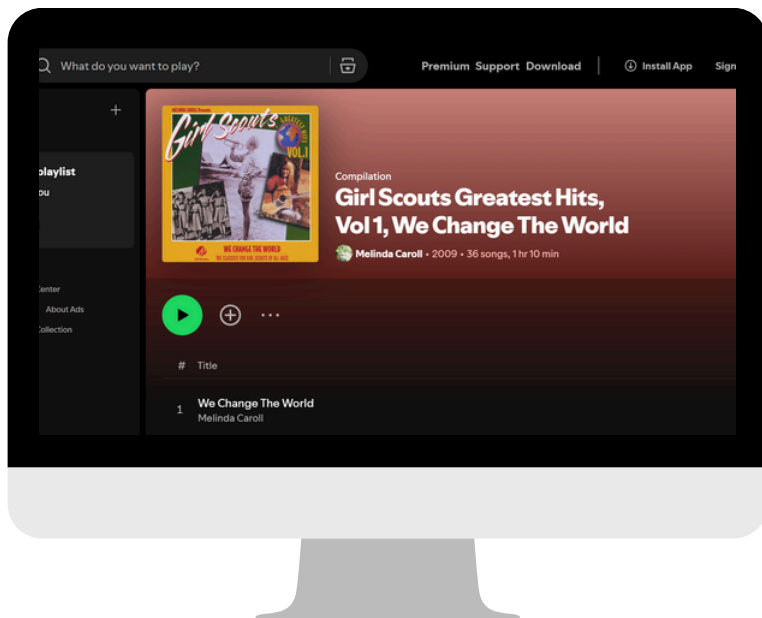
Camp Ehawee “Say When”

Spotify Girl Scout Songs sung by Melinda Carroll:

<https://open.spotify.com/album/3oMttKcU5bDq7YaY736uLz?si=uC5UCHkzQmmVhEkiNXUXeQ>



Spotify Girl Scout Songs



Create a Song

Create your own Girl Scout song that creates a message for your listeners.

From the kit:

nothing

What you need to supply:

Nothing

Related Links:

Spotify Girl Scout Songs sung by Melinda Carroll:

<https://open.spotify.com/album/3oMttKcU5bDq7YaY736uLz?si=uC5UCHkzQmmVhEkiNXUXeQ>

Summer 2025 Camp Ehawee song “Say When”:

<https://www.youtube.com/watch?v=5jcxSTasgj4>



Spotify Girl Scout Songs



Camp Ehawee “Say When”

Songs: Create a Song

READ

Singing songs at meetings, cookie booths, or around the campfire is part of the Girl Scout tradition. Some songs are more specific to Girl Scouts like “Make New Friends” and “Brownie Smile”. Other songs you might hear at all different camps like “Ants Go Marching” and “Boom Chick a Boom.” Songs can teach us about what’s important to Girl Scouts or they can just be a fun way to spend time with our friends.

Sometimes songs have more meaning or have a specific message for the listener. When we sing a cookie song at a cookie booth, we are letting customers know that we are there and ready to sell them some delicious cookies. You can listen to Girl Scout songs and camp songs for inspiration if you would like, or if you have an idea for a song you can get started right away!

DO

You will be creating your own song that sends the listeners a message about Girl Scouts or one of the values in the Girl Scout Law. You can work on your own or in small groups. When everyone is done creating their songs, you will sing them for each other!

As you create your song, you will need to decide:

- Will it be a repeat after me song, a regular song, or a round?
- What do you want your listeners to know? What message do you want to send?
- Will your song be a short verse, or will it have a chorus that repeats in between verses?



Make a Swap

Learn about Girl Scout Swaps and create your own!

From the kit:

Example Swap

What you need to supply:

- Safety pins
- Beads
- Number or letter beads
- Craft supplies such as pipe cleaners, googly eyes, pom poms, paper, markers, beads, glue, tape

Art: Create a SWAP

READ

SWAPS are a tradition where Girl Scouts create a small piece of art on a safety pin and will trade it at events with other Girl Scouts. This can be a great way to start a conversation and meet other Girl Scouts! SWAPS stands for Special Whatchamacallits Affectionately Pinned Somewhere. If someone offers you a SWAP, be polite and friendly towards the other Girl Scout and offer them one if you have it.

Sometimes people make SWAPS as a keepsake or reminder of a fun event, like a sleeping bag SWAP to remember your first campout.

THINK

Have you made or received a SWAP before? If so, what was your favorite one?

DO

You will be creating a SWAP that has your troop number or your first name on it with beads.

After you've made your troop SWAP, you can use some of the other materials to make a second SWAP. Your second SWAP:

- Has to be small: the size of this circle or smaller-->
- Has to be safe and respectful
- Has to be fun! Use your favorite colors, make it look like your favorite animal, make it about one of your favorite things to do, or anything else you can imagine!

**Make your
SWAP this size
or smaller!**

Where do I keep my SWAPS?

The SWAPS you receive from someone else or make yourself as a keepsake can be displayed in lots of different ways! You can attach them to your uniform, a hat, a bag, a banner or board to hang in your room, decorate clothing, or anything else you can think of!



Types of SWAPS



National & Regional Events

Are you travelling to a big event with Girl Scouts from different states or countries like Convention? Choose an object that represents your state, like a cow bean SWAP for Wisconsin and make a lot of them to trade with other people!



Keepsakes

Make a s'more or sleeping bag SWAP to help remember your first time at camp or a new experience like archery.



Trading

Create a Girl Scout themed SWAP or something fun for an event or season. You can trade these at local events like parades as an icebreaker to get to know Girl Scouts from other local troops



Make a Group Mural

Create artwork as a group to make a Girl Scout inspired mural

From the kit:

nothing

What you need to supply:

- poster paper, butcher paper, Kraft paper, plywood, or another large surface for a mural
- pencil and paper for planning
- markers, crayons, colored pencils, or painting supplies

Art: Create a Group Mural

READ

In Girl Scouts, we work together with our friends to make the world a better place. We use the Girl Scout Promise and Law to help remind us of how to be strong leaders. You will be using your teamwork skills to create a mural with other Girl Scouts.

A mural is a large painting that usually has a message in it. Many murals are painted on inside or outside walls. You can also create a mural on a piece of posterboard or large sheet of paper.

THINK

What is your favorite part about being a Girl Scout? What are some important parts of Girl Scouting that you would want to share with others through your art?

DO

You will be creating a mural with a group of Girl Scouts. You will first need to brainstorm what message you would like to send to the people who see your mural. Then you will want to create a rough draft or quick sketch of what your mural will look like.

You will need to think about where each person will start drawing or painting so that you all have enough space to work. Once you have a plan, you can get started creating your mural! You can use posterboard, a piece of plywood or craft paper for your mural and use whatever art supplies you have available--colored pencils, markers, paint, crayons or anything else you have.



Create Girl Scout Artwork

Create your own artwork that is inspired by Girl Scouts

From the kit:

nothing

What you need to supply:

- paper and pencils
- markers, crayons, colored pencils, paper
- OR painting supplies
- OR crafting supplies for a sculpture

Art: Create Girl Scout Artwork

READ

Part of Girl Scouts is to be a Sister to Every Girl Scout. This means that we are kind, helpful and friendly towards other Girl Scouts. The Girl Scout Promise and Law helps us learn about the values that are important to current Girl Scouts and people who were Girl Scouts when they were younger, who are called Girl Scouts Alumni.

Girl Scout Promise

On my honor, I will try:
To serve God* and my country,
To help people at all times,
And to live by the Girl Scout Law.

Girl Scout Law

I will do my best to be
honest and fair,
friendly and helpful,
considerate and caring,
courageous and strong,
and responsible for what I say and do,
and to respect myself and others,
respect authority,
use resources wisely,
make the world a better place,
and be a sister to every Girl Scout.

THINK

What is your favorite part about being a Girl Scout?

DO

You will be creating a piece of artwork that is inspired by Girl Scouts, the Girl Scout Promise or Law, or the community we create as we work to make the world a better place. You will need to look at the supplies you have available and decide if you are going to make a painting, drawing, sculpture, or another type of art inspired by Girl Scouts. If you would like, when you finish you can show your troop, friends or family!



Kim's Game

Play the spy training game: Kim's Game.

From the kit:

Kim's Game materials

What you need to supply:

- nothing

Kim's game materials include trinkets or pictures of:

- | | | |
|--------------------------|-----------------|-------------------|
| • pumpkin/Jack o Lantern | • wedding ring | • birthday candle |
| • daisy flower | • rice | • pearls |
| • horse or dog | • boat | • piece of rope |
| • paintbrush | • scouting book | • gold ribbon |

Girl Scout Traditions: Kim's Game



Daisy Petal

READ

In Girl Scouts, we have lots of traditions such as campfire songs, SWAPS, Bridging Ceremonies when you go to the next level of Girl Scouts, and reciting the Girl Scout Promise and Law while using the Girl Scout Sign. If you haven't done the Promise and Law yet, you can practice it now!

Other fun traditions include singing "Make New Friends" in a friendship circle and making a portable seat cushion you can take with you anywhere called a Sit-Upon.

THINK

Do you have a favorite Girl Scout tradition? Share your favorite tradition with a friend.

DO

Another tradition you may not have heard about yet is called Kim's game. Here are the rules:

A troop volunteer or older Girl Scout will read you a story and show you several items about the founder of Girl Scouts: Juliette Gordon Low. When the story is over, they will have everyone turn around and the reader will take one object away. When you turn back, you will have to guess which object is gone!

For older Girl Scouts or those needing more of a challenge, instead of guessing which object is gone, you can try to make a list of as many of the items as you can remember before turning around. Whoever lists the most objects, wins!

Girl Scout Way: Traditions



Promise Center

The Girl Scout Promise says:

On my honor, I will try:
To serve God* and my country,
To help people at all times,
And to live by the Girl Scout Law.

We say this promise at the beginning of troop meetings, ceremonies and events. It is a tradition that all Girl Scouts follow!

*Members may substitute the word God in accordance with their own spiritual beliefs or use the word community.

Girl Scout Way Traditions: Story for Kim's Game

As you tell the story below, you will need the items in **bold** to hold up for the girls to see.

Juliette Gordon Low was the founder of Girl Scouting in the United States. When Daisy lived in England, she made friends with Rudyard Kipling, the author of The Jungle Books. Mr. Kipling taught the Scouts and Guides how to play an observation and memory game from another one of his books, Kim. We're going to play a Kim's Game about Daisy Low now. I'd like to tell you a little about her life:

- ◆ Juliette Gordon was born in Savannah, Georgia, on October 31, 1860 – Halloween! **(pumpkin jack-o-lantern)**
- ◆ When her uncle saw baby Juliette, he said, "I bet she's going to be a daisy!" and the nickname stuck with her the rest of her life. **(a daisy)**
- ◆ Daisy loved to play outdoors, to run and swim and climb trees. And she always loved animals, especially dogs and horses. **(horse or dog)**
- ◆ She also loved to make up plays and to draw and paint pictures. **(a paintbrush)**
- ◆ After Daisy finished school, she traveled in Europe, where she met an Englishman named Willy Low. Daisy and Willy got married in Savannah in 1886. **(wedding ring)**
- ◆ Some of the rice thrown at their wedding became lodged in Daisy's ear. It got infected and Daisy lost her hearing in that ear. Daisy had lost the hearing in her other ear as a teenager, and now she was almost totally deaf. **(bag of rice)**
- ◆ Daisy and Willie lived in England and Scotland for many years. After Willie died, Daisy traveled to other countries, taking her nieces and nephews and their friends with her. **(boat)**

Girl Scout Way Traditions: Story for Kim's Game Page 2

◆ But Daisy wanted to do more with her life. Back in England, Daisy met Lord Baden-Powell and his sister, Agnes. They told her about the Boy Scouts and Girl Guides they had started. **(Scouting book)**

◆ Daisy wanted the girls in the United States to have the fun of being Guides too, so she returned to Savannah and made a famous phone call to a friend: "Come right over! I've got something for the girls of Savannah and all America, and we're going to start it tonight." **(telephone)**

◆ On March 12, 1912, Juliette Gordon Low started the first American Girl Scout group with 18 girls. Today there are 2.5 million American Girl Scouts, and we celebrate March 12 as Girl Scout Birthday. **(Birthday Candle)**

◆ It took a lot of money to get the Girl Scouts started, so Daisy sold the pearl necklace Willy had given to her as a wedding present. **(pearls)**

◆ The first American Girl Scout handbook showed girls how to tie up a burglar using 8 inches of rope! **(small piece of rope)**

◆ Daisy once said that Girl Scouting and Guiding could be the golden thread that linked the girls of the world together. **(gold ribbon)**

After you've finished the story, you will play Kim's Game. You will have the Girl Scouts turn around while you take away one object from the table. Then they will turn back around and see if they can figure out what is missing.

For a more challenging game, you can start by having Girl Scouts turn around and write down as many of the objects that they can remember. The person with the most correct objects on their list, wins! You can then play the other version of Kim's game and take away one object at a time if you would like.



Make a Sit-Upon

Make a Sit-Upon and listen to a Brownie Elf Story.

From the kit:

Brownie Elf Story



What you need to supply:

- Re-useable grocery bags, water-resistant fabric, or any material to be used as an outside of a cushion
- rope or fabric for a handle if you would like
- stuffing materials: fabric scraps, foam scraps, newspaper, cardboard, etc
- duct tape if you will be taping the bag closed
- twine, string, yarn, or rope if you will be sewing the cushion closed
- hole punchers if you will be sewing the bag closed (you may want to pre-punch some or all holes for younger Girl Scouts)
- Brownie Elf Story

Girl Scout Traditions: Make a Sit-Upon



Daisy Petal

READ

In Girl Scouts, we have lots of traditions such as campfire songs, SWAPS, Bridging Ceremonies when you go to the next level of Girl Scouts, and reciting the Girl Scout Promise and Law while using the Girl Scout Sign. If you haven't done the Promise and Law yet, you can practice it now!

Other fun traditions include singing "Make New Friends" in a circle and doing a friendship squeeze or playing Kim's Game.

THINK

Do you have a favorite Girl Scout tradition? Share your favorite tradition with a friend.

DO

Another tradition you may not have heard about yet is making a Sit-Upon. A Sit-Upon is a portable seat cushion. It has a handle so that you can carry it while camping or hiking so that you always have somewhere to sit!

There are many ways to make a Sit-Upon. You can:

- Fill a plastic reusable grocery bag with fabric scraps, newspaper, or foam. Then hole punch the open side and sew them together with yarn. Instead of sewing it shut, you could also duct tape it shut to make it more waterproof.
- Sew together two pieces of fabric (preferably waterproof fabric like a vinyl tablecloth) with stuffing between the two pieces. You can add a handle to make it easier to carry.

After your Sit-Upon is made, if you'd like to try it out, you can sit on it and listen to another Girl Scout tradition: [the story of the Brownie Elf](#).

Girl Scout Way: Traditions




Promise Center

The Girl Scout Promise says:

On my honor, I will try:
To serve God* and my country,
To help people at all times,
And to live by the Girl Scout Law.

We say this promise at the beginning of troop meetings, ceremonies and events. It is a tradition that all Girl Scouts follow!

*Members may substitute the word God in accordance with their own spiritual beliefs or use the word community.



Plan a celebration

Plan a celebration for Founder's Day, Girl Scout Week, or World Thinking Day.



From the kit:

Re-useable decorations

What you need to supply:

- paper and pencils for planning
- consumable decorations (crepe paper, balloons, etc)
- food, if needed
- craft materials, if needed
- other materials as requested by your Girl Scout troop if they are available and in your budget

Girl Scout Way: Plan a Celebration



Daisy Petal

READ

Girl Scout Celebrations are a way for us to celebrate the past, present and future of Girl Scout. On October 31, we celebrate Founder's Day since it was Juliette Gordon Lowe's Birthday. The week of March 12, we celebrate Girl Scouts week since that is the date that Girl Scouts was founded. World Thinking Day is celebrated on February 22. It is a day of celebrating worldwide friendships and how we can help make the world a better place in the future. February 22nd was chosen since it was the birthday of the first World Chief Guide Olave Baden-Powell, and also the birthday of the founder of Scouting and Guides, Lord Robert Baden-Powell.

THINK

How do you celebrate your birthday or other important dates in your life? Are there any of those traditions we could use for one of the Girl Scout Celebrations?


DO

Your group will choose one of the Girl Scout Celebrations to learn more about. Then, you will plan out the celebration and take part in the celebration!

As you plan, some things to think about are:

- Who should be invited and how will you invite them?
- How can you celebrate and include all of the Girl Scouts in your troop and "Be a Sister to Every Girl Scout"?
- Are there any specific games or activities you will do?
- Are there any decorations you will need?

Girl Scout Way: Plan a Celebration



Be a Sister to Every Girl Scout

Be a Sister to Every Girl Scout means that we look out for each other. We show each other respect. We are friendly towards each other and help out when a fellow Girl Scout needs it.

When we plan a celebration or party, we want to celebrate Girl Scouts and make sure that every person in our troop is included. During our planning, we need to think about the Girl Scouts in our group:

- What does everyone like to do?
- Does anyone have food allergies?
- Do we have any special traditions that we like to do as a troop?
- Does anyone have any special needs that we need to think about as we plan activities?

World Thinking Day

2026 - Our Friendship

2027 - Our People

2028 - Our Future

Celebrating 100 years of World Thinking Day. This day began with the birthday celebration of our founders and evolved into landmark event for our Movement. This is a chance to be curious and creative, to form meaningful connections with our sisters in Girl Guiding and Girl Scouting and beyond.

Consider learning about WAGGGS, other countries, and different culture's Girl Scout and Girl Guides traditions.

WAGGS: Learn about WAGGS and find your own country to learn about

Australia Girl Guides, Australian Girl Guide Activities

Costa Rica ; Game on next page

Canada ; Canadian Girl Guide Games

If you would like to earn the official World Thinking Day Badge, you will need to:

1. Explore World Thinking Day.
2. Experience World Thinking Day with purpose.
3. Investigate this year's World Thinking Day theme
4. Share what you learned and commit to a better future.

More information about the specific requirements for the official badge and the theme is usually released each fall.



WAGGGS Countries



Australian Girl
Guide Activities



Canadian Girl
Guide Games

World Thinking Day: Game From Costa Rica

Deer Hunt Game

Bagheera teaches us that we must be stealthy and very careful when hunting for fallow deer, so we must listen, learn, and be happy to do what we are told. To set up for this game, you will create an obstacle course For Girl Scouts to zigzag around.

Divide into groups of six if possible (or divide into even groups). Each group forms a line. At the Old Wolf's (leader's) command, the first member of each line sets out to complete the course. Along the way, they will encounter several obstacles on the ground. They must zigzag around them. They will reach the Old Wolf, circle around them at a distance, and return, doing the same obstacle course and go to the end of the line. Then, the second member of each team continues, and so on until everyone has gone.

Girl Scout Week

Girl Scout Week is celebrated the week of March 12. That is the day that Girl Scouts was founded when Juliette Gordon Low officially registered the first 18 members in Savannah, Georgia.

You can celebrate Girl Scout week in a variety of ways. Many troops and councils choose different activities for each day. You might choose things for Girl Scouts to do each day of the week and pick one day to get together with other Girl Scouts and celebrate. National Girl Scout day is on March 12.

If you plan to do something different each day of the week, some themes you can choose from would be:

- Dress up days
- Thank someone important in your Girl Scout experience
- Community service
- Take a picture with your Girl Scouts friends
- Celebrate friendship
- Do something to Make the World a Better Place
- Anything else you would like to do to celebrate Girl Scouts!

Founder's Day: Juliette Gordon Low's Birthday

In the United States, we celebrate GSUSA's Founder's Day on October 31, which was Juliette Gordon Low's birthday. Juliette was born in 1860 in Savannah, Georgia. Many Girl Scout groups throw a Halloween party since Juliette's birthday fell on Halloween, other groups will throw a birthday party to celebrate Founder's Day, and some groups do a combination of the two.

You can decide how your group will celebrate Founder's Day and Juliette Gordon Low. Some suggestions would be:

- Play games
- Have a birthday treat
- Make SWAPS
- Make a Halloween Craft or other birthday crafts
- Sing Girl Scout Songs
- Do a service project
- Include some of the things you learned about Juliette Gordon Low from Kim's game
- Follow a tradition you use for your own birthday celebration!



Leave No Trace

Learn about Leave No Trace and help take care of your meeting place.

From the kit:

Leave No Trace Hand signs

What you need to supply:

- indoor or outdoor cleaning supplies including gloves (trash bags, grabbers, paper towel, etc)
- other materials to improve your meeting place depending on what it needs

Related Links:

Leave No Trace Hand Sign Video: <https://www.youtube.com/watch?v=gG6r7XZ9cXM>



Leave No Trace
Hand Sign Video

Make the World a Better Place: Leave No Trace

READ

In Girl Scouts, it's important to follow the Leave No Trace principles. The 7 parts of Leave No Trace are:

- Plan Ahead and Prepare
- Travel and Camp on Durable Surfaces
- Dispose of Waste Properly
- Leave What you Find
- Minimize Campfire Impact
- Respect Wildlife
- Be Considerate of Other Visitors



[Leave No Trace
Hand Sign Video](#)

THINK

Which of the Leave No Trace principles do you think fit with your meeting place? Do you meet indoors, outdoors, or both? Does that make a difference in which ones you need to think about during your meeting?

DO

Learn about the Leave No Trace Hand Signs [by watching this video](#) from our Camp Director.

Make sure you leave your meeting place better than you found it! Clean up any garbage indoors and straighten up your area, or outdoors you can pick up litter. If you have the meeting places' permission, you may be able to help even more by fixing something, weeding a garden, or another service project that the property caretaker gives you permission to help with.

Girl Scout Way: Leave No Trace



Considerate and Caring Make the World a Better Place

Considerate means that we think about what other people or places need. When we are caring, we help those people or places with their needs.

When we look around our meeting place or community and figure out ways to make it better, we are being considerate and caring. When we make changes to things in our community to make it better, we are helping to make the world a better place!

1



Write

Plan ahead and prepare


2



Walk

Travel & Camp on
Durable Surfaces

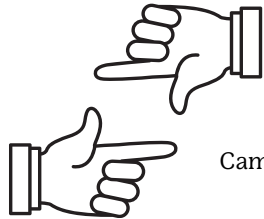

3



Shovel/Scoop

Dispose of Waste
Properly

4



Camera

Leave what you find


5



Fire

Minimize Fire Impact


6



Moose

Respect Wildlife

7



Peace
Sign



Wave

Be considerate of
other visitors

Leave No Trace Hand Signs



Take Action Project

Learn about how to match your talents to your community's needs.

From the kit:

Take Action Project Planning cards

What you need to supply:

- paper and pencil
- materials will depend on what type of project the Girl Scouts decide. Possible types of projects include: poster projects, presentations, building something, clean up projects, repair or replace broken objects at parks or meeting space, etc.

Related Links:

[Take Action Projects: GSUSA](#)

Make the World a Better Place: Take Action Project



READ

A Take Action Project matches your talents to a problem or need in your community. The project is also sustainable. Sustainable means that the good that your project is doing for the community keeps happening, even when you're done with the project.

THINK

What community service projects have you done with your troop, service unit, or school before?

DO

You are going to start your Take Action Project by brainstorming:

1. Your **Talents**: what are you good at?
2. What your **Community Needs**: what are some things that could help your community or make it even better?
3. **Solutions**: What could you do to help fill the community's needs?

Pick a solution and help your community! Try to make your solution **Sustainable** so that it keeps helping your community even when you are done with the project.

Girl Scout Way: Take Action



Considerate and Caring Make the World a Better Place

Considerate means that we think about what other people or places need. When we are caring, we help those people or places with their needs.

When we look around our meeting place or community and figure out ways to make it better, we are being considerate and caring. When we make changes to things in our community to make it better, we are helping to make the world a better place!

Take Action Project: Talents

To get started with a Take Action Project, you need to think about your **Talents**: What are some of your strengths or things you are good at? What positive things would a friend or troop leader say about you? Draw or write your ideas below.

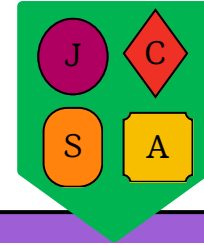
Take Action Project: Community Needs

Next, you are going to work as a group to brainstorm some things that your **Community Needs**. Pay attention to the places and groups of people around you. Are there any problems that you notice or things that could be improved? Write or draw your ideas.

Take Action Project: Solutions

Now you will brainstorm **Solutions** to the problem, design it, build or create it, test and evaluate, and then make any changes that you need to . What are some ways that we can help fill the Community Need your group decided on? Which of these solutions are you able to do? Are there some problems or solutions that fit with your talents better?

Learn About Highest Awards



READ

In Girl Scouts, you can earn a Bronze Award as a Junior, the Silver Award as a Cadette, and the Gold award as a Senior or Ambassador. These Highest Awards recognize Girl Scouts who have focused on developing their leadership skills while completing a sustainable project to help their communities and beyond.

These projects go well beyond a community service project or take action project. A Highest Award project focuses on developing teamwork and team management skills, identifying the Girl Scouts' own skills and talents and then using them to help fulfill a significant need in the community. These projects often approach a topic from multiple aspects and are sustainable beyond the next month or even year. Highest Awardees become an expert in that community need and lead the way to make change.

Highest Awards are recognized by many employers and colleges as a sign that the Girl Scout has organizational and leadership skill that will help make them successful. This can open up opportunities for scholarships, higher education, and employment in the future.

DO

Learn more about Highest Awards on our website:
gsbadgerland.org



Congratulations, you've completed the Girl Scout Way Badge!

What's next?

- **Leave us your [feedback](#)!** Do you have suggestions for this Badge in a Booklet or requests for other multi-level badge series? Submit your ideas here.
- **Find another [Badge in a Booklet](#) or [Patch Program](#)**
- **Learn about Highest Awards.** Highest Awards can be completed by Juniors, Cadettes, Seniors, and Ambassadors. Check out information from gsbadgerland.org and [GSUSA](https://gsusa.org).
- **Find a [Preferred Community Connections Partner](#)** to schedule a field trip as an extension of this badge or for your next badge earning experience.



[Submit your feedback](#)



[Find a digital resource](#)



[Highest Awards](#)



[Preferred Community
Connections Partners](#)