

Logging into gsLearn and Accessing Training

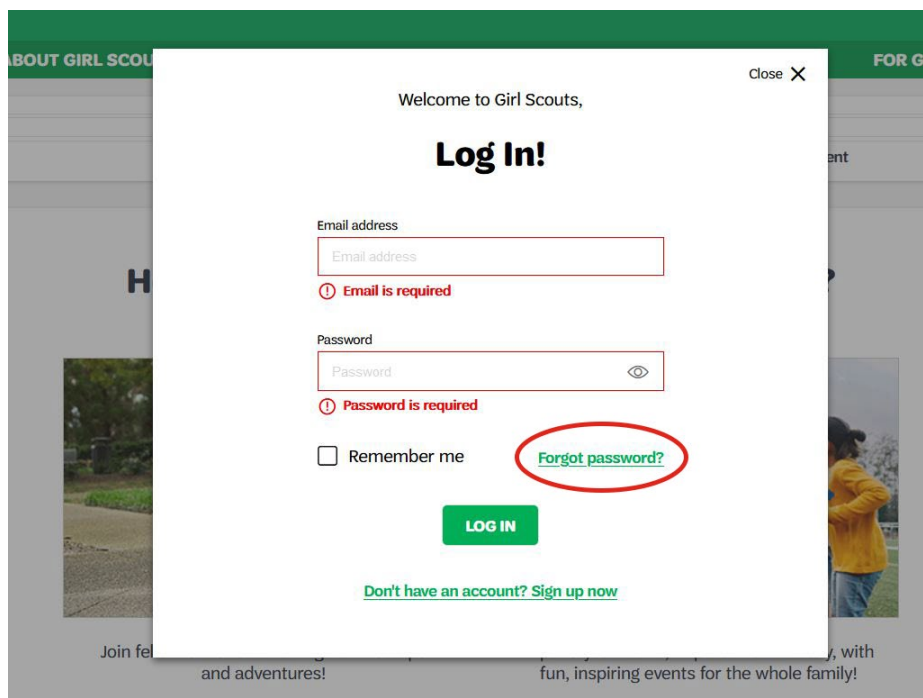
1. Go to gsbadgerland.org and click “Sign In” or “MyGS”



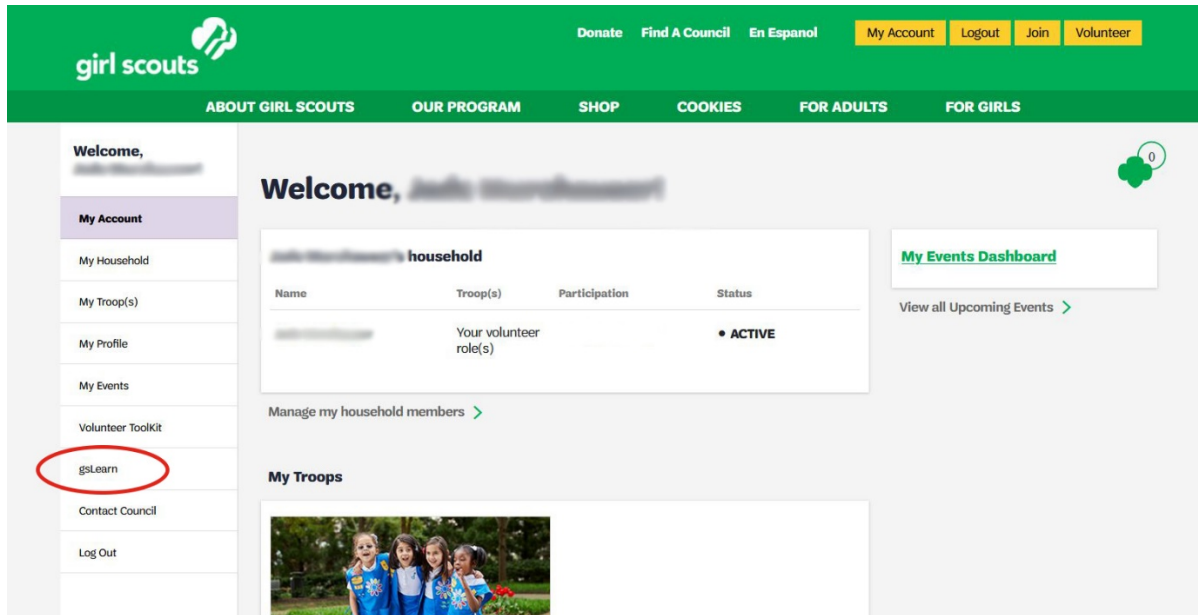
2. Click the yellow “Login” button or click “Join” if you’re not yet a registered volunteer.



3. Login using the email address associated with your Girl Scout account. You can reset your password if you forgot it.



4. Once you've logged into your account, select gsLearn from the menu.









Troubleshooting gsLearn login issues


1. Use Chrome as your browser and clear your cache and browser history. If you've been using Chrome, but are having issues, try a different browser such as Microsoft Edge or Firefox.
2. Ensure cookies are enabled. Many people have a default of "Block Third Party Cookies" but that setting will block VTK and gsLearn.



Finding Training in the gsLearn Content Library

To find a course or learning path in gsLearn, click on Content Library button on the left navigation bar. If this is your first-time logging into gsLearn, it will take up to 30 minutes to populate your Content Library. If you are still having trouble finding content, contact Badgerland by calling 800.236.2710 or by emailing info@gsbadgerland.org

-  Home
-  **Content Library**
-  Achievements
-  Live Sessions
-  myGS
-  Collapse Menu

Welcome, *John Sturges*



All In Progress Overdue Not Started Completed  

News

There are no news items yet

After clicking on Content Library, enter a keyword in the search box to find the training then click on the course/path to add it to your dashboard and you're ready to begin!